



**Installation Manual**  
**Double DIN Kit**


Colour: anthracite

Part-No.: 381001-06

- Alfa 159 2005->
- Alfa Brera 10/2006->
- Alfa Spider (939) 10/2006->

Compatible with these double DIN devices

**Double DIN Navigation**



Double DIN Kit contents

- (1) Metal Frame
- (2) Facia Plate

Installation Kit (3)

## Installation Manual Double DIN Kit



1. Insert special radio release keys in the holes of the OEM head unit.

Remove head unit.




2. Push the Metal Frame into the fascia plate, place both into the dashboard.

Connect all required circuit points and push the double DIN head unit in the metal frame until it snaps in.


Place the trim frame.

Reinstall everything in reverse order to finish installation.




(Beispielabbildung)

Mount the metal brackets with the double DIN head unit



(Beispielabbildung)

*The position of the copper coloured holder can be adjusted to your needs for perfect fit. (see sample)*



(Beispielabbildung)

*All installation work must be performed by a qualified professional installer only.  
The manufacturer / dealer is not liable for any kind of incidental or indirect damages.*